

## HFP2- Laminated 2# Crosslinked Polyethylene Closure

This closure has a uniform cell structure and has a 3-ply laminated composition for strength and rigidity. Gray in color.

Density (PCF)	2	Durometer 00 (00 Scale)	51
Tensile Strength (PSI) (Machine Direction)	60	Thermal Stability (%) (Machine Direction)	-2.0
Tensile Strength (PSI) (Cross Direction)	39	Thermal Stability (%) (Cross Direction)	-1.0
Elongation % (Machine Direction)	124	Thermal Conductivity	0.25
Elongation % (Cross Direction)	88	Water / Absorption (%)	0.04
Compression Resistance (25% PSI) (Machine Direction)	5	Working Temp. Range	-70 to +180
Compression Resistance (50% PSI) (Cross Direction)	14	Tear Resistance (PLI) (Machine Direction)	6
Compression Set @ 50% (%)	28	Tear Resistance (PLI) (Cross Direction)	11

## HFP3- 2# Bun Crosslinked Polyethylene Closure

This closure is perfect for use in most all structures. This pliable closed-cell material has exceptional strength and uniform compressability. This long-lasting closure is one of our most popular materials. Rust, ozone and ultraviolet rays have minimal effect on this product. Gray in color.

Density (PCF)	2	Durometer 00 (00 Scale) (Machine Direction)	54
Tensile Strength (PSI) (Machine Direction)	50	Thermal Stability (%) (Cross Direction)	-2.0
Tensile Strength (PSI) (Cross Direction)	39	Thermal Stability (%)	-1.0
Elongation % (Machine Direction)	220	Thermal Conductivity	0.26
Elongation % (Cross Direction)	88	Water / Absorption (%)	0.05
Compression Resistance (25% PSI) (Machine Direction)	8	Working Temp. Range	-70 to +200
Compression Resistance (50% PSI) (Cross Direction)	14	Tear Resistance (PLI) (Machine Direction)	8
Compression Set @ 50% (%)	18	Tear Resistance (PLI) (Cross Direction)	11

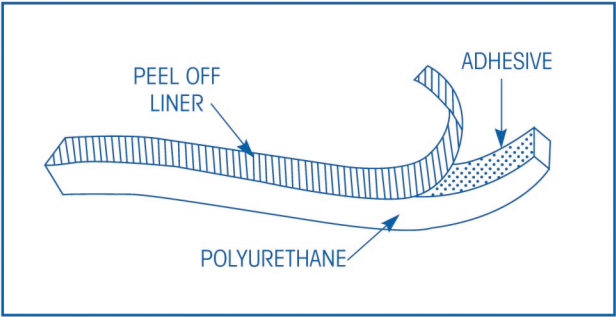
## HFP4- Nomaco Non-Crosslinked Polyethylene Closure

This product is highly resistant to ultraviolet rays and temperature extremes. Beige in color.

Density (PCF)	1.9	Durometer 00 (00 Scale)	16
Tensile Strength (PSI) (Machine Direction)	40	Thermal Stability (%)	<3.0
Elongation % (Machine Direction)	49	Thermal Conductivity	.26
Compression Resistance (25% PSI) (Machine Direction)	5	Water / Absorption (%)	0.06
Compression Resistance (50% PSI) (Cross Direction)	11	Working Temp. Range	-40 to +180
Compression Set @ 50% (%)	26		
Tear Resistance (PLI)	3.3		

## HFP5- Universal Closures

UNIVERSAL CLOSURES are gray urethane foam strips with or without adhesive backing. This material is a flexible open cellular foamed plastic used for filling unusual gapping situations. Custom sizes and colors are also available.



The information set forth above is furnished by Houston Foam Plastics free of charge. It is based on historical and technical data that we believe to be reliable. As it relates to the performance of our materials, this information should be used as a guideline only and not as a specification sheet. Because conditions of specific product use are outside our control, we make no warranty express or implied and we assume no liability in connection with the use of this information. Houston Foam Plastics has available a physical properties test lab for product evaluation and testing. Based on specific customer written request for more detailed performance characteristics, Houston Foam Plastics will evaluate each request and offer product suggestions based on data developed in our lab.

# H O U S T O N F O A M P L A S T I C S

## Closures

2019 BROOKS STREET, HOUSTON, TX 77026  
TEL: 713-224-3484 / FAX: 713-224-5511  
TOLL FREE: 1-800-231-1752  
[www.houstonfoam.com](http://www.houstonfoam.com)

### Environmental and acoustic closures serving the metal building and steel deck industries.

The Houston Foam Plastics' Closure Product Line is one of the most extensive and complete building closure lines in the industry. We currently have over **5000 cutting tools and dies** for most configurations. HFP Closures are available in a variety of materials and widths to meet a wide range of customer specifications. Due to their closed-cell structure and to the latest innovations in polymer technology, our closures resist a wide range of temperature extremes and weather conditions. Closure shrinkage, moisture absorption, vapor transmission, and noise migration issues are virtually eliminated. These flexible and lightweight closures are designed to perform in your particular building environment. In addition to offering the widest closure product line available, Houston Foam Plastics offers cutting edge technology that is unquestionably the best in the business. With a full staff of designers, an in-house tooling department, and an automated CAD / CAM cutting table, Houston Foam Plastics can have your **sample requests** shipped to you in **24 hours**.

### OVER 5000 PROFILES TO FIT ANY METAL OR POLYCARBONATE PANEL.

- All common panels available
- Specializing in "hard to find" custom panels
- Decking closure strips and plugs available

### CUSTOM CUT PROFILES TO FILL ANY VOID OR ROOF DECK.

### AVAILABLE IN A MATERIAL TO MEET YOUR SPEC

- EPDM foam rubber
- Laminated closed-cell, cross-linked polyethylene
- Non-laminated, cross-linked polyethylene
- Nomaco GF1 Foam

### AVAILABLE WITH ADHESIVE STRIP ON RIBBED OR FLAT SIDE

- Reduces labor costs

### ALL EXCESS FOAM REMOVED

- Requires no job-site clean up

### INTERLOCKING DOVETAILS AVAILABLE ON MANY PROFILES TO ENSURE SNUG FIT

- Allows for quick and easy installation

### UNIVERSAL CLOSURES WITH PRESSURE SENSITIVE ADHESIVE (PSA) FOR HIPS AND VALLEYS

### BEVELED CLOSURES

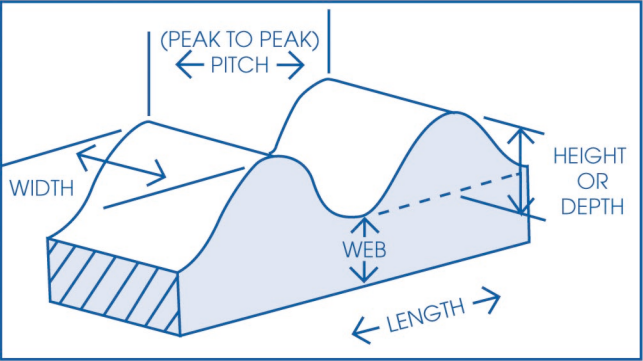
- Seals extreme roof slopes
- Available to customer specifications



The following profiles represent only a few of our most common closure profiles. Other sizes and configurations are available. Please call for details.



CLOSURE PROFILE	PITCH	HEIGHT	LENGTH	PIECES PER CARTON
1 1/4" CORRUGATED	1 1/4"	1/4"	24"	100
2 1/2" CORRUGATED	2 1/2"	1/2"	36"	100
2.5" CORRUGATED	2.5"	9/16"	36"	100
2.67" CORRUGATED	2.67"	7/8"	36"	100
3" CORRUGATED	3"	1"	36"	100
4.2" CORRUGATED STD	4.2"	1 1/16"	40"	100
4.2" CORRUGATED TAPERED (I&O)	4.2"	1 1/16"	37.8"	100
FAB-RIB/REYNOLDS RAINLOCK	2.67"	9/16"	36"	100
3" LEXAN/DYNAGLAS	3"	9/16"	24"	100
RIGID RIB	3"	1/2"	30"	100
PANEL DRAIN (WHEELING)	3"	1/2"	30"	100
4" BOX RIB	4"	1"	40"	90
ALCOA/4 7/8" V-BEAM	4 7/8"	1 3/4"	36.6"	99
MINI V-BEAM	4.56"	1 3/8"	32"	100
REYNOLDS/5.33" V-BEAM	5.33"	1 3/4"	40"	90
HUSKI-RIB	7"	1 1/2"	38.5"	100
7.2" RIB	7.2"	1 1/2"	36"	100



CLOSURE PROFILE	PITCH	HEIGHT	LENGTH	PIECES PER CARTON
4-V CRIMP	SM 2.66"	1/2"	24"	100
	LG 2.66"	1/2"	24"	100
CHANNEL DRAIN	SM 6"	1/2"	36"	100
	LG 6"	1/2"	36"	100
U-PANEL/M-PANEL	SM 6"	3/4"	36"	100
	LG 6"	3/4"	36"	100
GALV-RIB	SM 6"	3/4"	36"	100
	LG 6"	3/4"	36"	100
BOX RIB/BLOCK RIB	SM 7"	1 1/2"	28"	100
	LG 7"	1 1/2"	28"	100
DOUBLE RIB/TWIN RIB	SM 8"	1/2"	48"	100
	LG 8"	1/2"	48"	100
RUGGED RIB	SM 8"	3/4"	24"	100
	LG 8"	3/4"	24"	100
DELTA RIB	SM 8"	13/16"	24"	100
	LG 8"	13/16"	24"	100
8" BOX RIB	SM 8"	1"	40"	90
	LG 8"	1"	40"	90
KLIP RIB	SM 8"	1 1/2"	16"	100
	LG 8"	1 1/2"	16"	100
BI-RIB	SM 9"	1/2"	36"	100
	LG 9"	1/2"	36"	100
*GRAND RIB/MAX RIB/CLASSIC RIB/3/4" HIGH RIB	SM 9"	3/4"	36"	100
	LG 9"	3/4"	36"	100
CHANNEL DRAIN 2000 / STRONG PANEL	SM 9"	5/8"	36"	100
	LG 9"	5/8"	36"	100
PRO PANEL II	SM 9"	5/8"	36"	100
	LG 9"	5/8"	36"	100
5-V CRIMP	SM 12"	1/2"	24"	100
	LG 12"	1/2"	24"	100
KAISER WEATHERSTRONG	SM 12"	3/4"	36"	100
	LG 12"	3/4"	36"	100

\*Max Rib profile also fits the following panels: National Steel Tough Rib, Aluma Alu-Tuff, MBCI Storm Proof, Vic West D-Rib, Fabral Grand Rib III, Metal Sales Classic Rib, Wheeling Century Drain, Niff-Corr Stormshield, ABC Imperial Rib.

CLOSURE PROFILE	PITCH	HEIGHT	LENGTH	PIECES PER CARTON
A-PANEL	SM 12"	1 1/4"	36"	100
	LG 12"	1 1/8"	36"	100
SPANLINE 36	SM 12"	1 1/8"	36"	100
	LG 12"	1 1/8"	36"	100
MULTI-RIB	SM 12"	1 3/16"	36"	100
	LG 12"	1 3/16"	36"	100
SR-36	SM 12"	1 1/4"	36"	100
	LG 12"	1 1/4"	36"	100
VARCO PRUDEN HI-RIB	SM 12"	1 1/4"	36"	100
	LG 12"	1 1/4"	36"	100
HI-RIB	SM 12"	1 1/4"	36"	100
	LG 12"	1 1/4"	36"	100
**R-PANEL	SM 12"	1 1/4"	36"	100
	LG 12"	1 1/4"	36"	100
BUTLER RIB II	SM 12"	1 1/2"	36"	100
	LG 12"	1 1/2"	36"	100
SHADOW RIB	SM 16"	2 7/8"	16"	100
	LG 16"	2 7/8"	16"	100




\*\*R-Panel profiles fits Stran SR-Panel and Vic West AR-Panel.

HFP1- EPDM Real Rubber Closure

EPDM/SBR blend rubber closure. This closure has an extremely fine closed-cell structure. The material is highly resistant to most chemicals and is extremely stable in all weather conditions. Water absorption rates are much lower than most other closures. This product will remain flexible and is excellent for all closure applications. Gray and custom colors available.

Density (PCF)	7	Durometer 00 (00 Scale)	40 - 50
Tensile Strength (PSI)	80	Thermal Stability (%)	<5
Elongation % (Machine Direction)	305%	Thermal Conductivity	0.25
Compression Resistance (25% PSI)	5-9	Water / Absorption (%)	<4
Compression Resistance (50% PSI)	10-18	Working Temp. Range	-40 to +250
Compression Set @ 50% (%)	12		
Tear Resistance (PLI)	11.7 # / inch		

CLOSURE PROFILE	PITCH	HEIGHT	LENGTH	PIECES PER CARTON
B-DECK	OUTSIDE 6"	1 1/2"	36"	100
	INSIDE 6"	1 1/2"	36"	100
N-DECK	OUTSIDE 8"	3"	24"	100
	INSIDE 8"	3"	24"	100
2" FLOOR DECK	12"	2"	36"	100
3" FLOOR DECK	12"	3"	36"	100
VERTICAL (RECTANGULAR) 1" X 1" X 36"	N/A	1"	36"	100
VERTICAL (RECTANGULAR) 3/4" X 1" X 36"	N/A	3/4"	36"	100

OTHER RECTANGULAR SIZES AVAILABLE						
PLUG PROFILE		PITCH	DEPTH	LENGTH	PIECES PER CARTON	
B-DECK		OUTER SMALL	N/A	1 1/2"	N/A	100
	OUTSIDE	INNER LARGE	N/A	1 1/2"	N/A	100
N-DECK		OUTER SMALL	N/A	3"	N/A	100
	OUTSIDE	INNER LARGE	N/A	3"	N/A	100
2" FLOOR DECK PLUG			N/A	2"	N/A	100
						
3" FLOOR DECK PLUG			N/A	3"	N/A	100
